

## Appendix A Graffiti Removal Methods




<b>Easy Graffiti Removal</b>					
Surface	Step 1	Step 2	Step 3	Step 4	Step 5
 <b>Traffic Signs</b>	 Apply Methylated Spirits	 Rag	 Wash Off		
 <b>Steel &amp; Aluminium</b> <small>(Including Steel Playground Equipment)</small>	 Apply Methylated Spirits	 OR 	 Wash Off		
 <b>Plastic Garbage Bins</b>	 Apply Methylated Spirits	 OR 	 Wash Off		
 <b>Plastic Playground Equipment</b>	 Apply Graffiti Remover	 OR 	 Wash Off		
 <b>Colorbond Fence</b>	 Apply Graffiti Remover to SMALL AREA	 Very soft Brush	 <b>WARNING</b>	 Wash Off Straight Away	 Paint Over
 <b>Unpainted Brick</b>	 Apply Graffiti Remover	 5 MM		 Wash Off	 Repeat Steps 1-4 until clean
 <b>Painted Brick</b>	 Paint Over	OR	 Methylated Spirits + soft brush	 Wash Off	
 <b>Telstra, RTA Control Boxes</b>	 Apply Methylated Spirits	 Rag		 Wash Off	
 <b>Footpaths, Besser Bricks</b>	 Apply Methylated Spirits	OR  Graffiti Remover		 Wash Off	
 <b>Unpainted &amp; Painted</b>	 Paint Over				

Chart developed by Blacktown City Council